


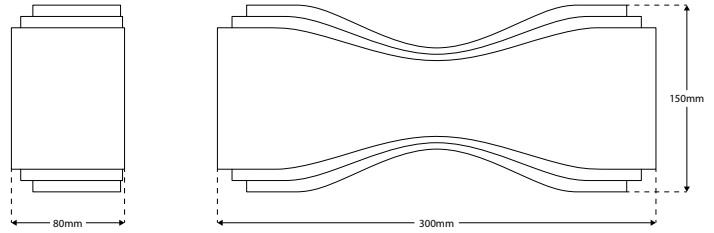
BOW - Up & Down Wall Light



Description

BOW designer LED wall light features an integrated LED chipset. to enable superior performance with a CRI>80 light quality assurance. Colour consistency is adhered to with a 2-Step MacAdams Ellipse binning strategy. **Driver inclusive with product purchase.**


Dimensions




Specification

Power	6W
Voltage	240V
Colour Temperature	3000K
Lumens	550 Lm
Lumens Per Watt	91 Lm/W
CRI	>80
Driver	Integral
Dimming Options	Switched
Chipset	Cree 3528
IP Rating	IP20
Finish	White, Polished Chrome, Aluminium


Finishes



WHITE



POLISHED CHROME



ALUMINIUM